



**KHSAA TITLE IX
ANNUAL REPORT SUBMISSION
STATUS REPORT
2007-2008**

KHSAA
Form T65
Revised 3/08

TO: KHSAA Member School Superintendents, Principals, and Athletic Directors

FROM: Brigid L. DeVries, Commissioner
Larry Boucher, Assistant Commissioner

DATE: April 23, 2008

School	Ashland Blazer High School	Reviewed by	Gary W. Lawson
--------	----------------------------	-------------	----------------

The following is a status report regarding the required 2007 - 2008 Title IX Annual Report submission of forms due into the KHSAA office by April 15, 2008. Appropriate KHSAA Audit Team personnel have reviewed these forms and the following is a summary of this review.

I. Checklist of Forms properly submitted in a satisfactory manner:

<input checked="" type="checkbox"/>	GE 19 (Annual Verification)	<input checked="" type="checkbox"/>	T-35 (Budget Expenses)
<input checked="" type="checkbox"/>	T-1 (Summary Program Chart 1)	<input checked="" type="checkbox"/>	T-36 (Budget Expenses)
<input checked="" type="checkbox"/>	T-2 (Summary Program Chart 2)	<input checked="" type="checkbox"/>	T-41 (Checklist – Overall Interscholastic Program)
<input checked="" type="checkbox"/>	T-3 (Summary Program Chart 3)	<input checked="" type="checkbox"/>	T-60 (Corrective Action Plan)
<input checked="" type="checkbox"/>	T-4 (Summary Program Chart 4)	<input checked="" type="checkbox"/>	T-63 (Interscholastic Survey Results)

II. Status

A.	<input checked="" type="checkbox"/>	2007 – 2008 Forms are satisfactory and no further information or action is necessary at this time.
B.		Errors have been noted with respect to the following forms:
C.		The following forms were omitted and must be submitted by school representatives:
D.	<input checked="" type="checkbox"/>	According to the 2007-2008 data, the school appears to be meeting the standards established in: <input checked="" type="checkbox"/> Test 1 (Athletic participation is proportionate to enrollment) <input type="checkbox"/> Test 2 (History and continuing practice of program expansion) <input checked="" type="checkbox"/> Test 3 (Full and effective accommodation of interests and abilities)
E.	<input checked="" type="checkbox"/>	Other Recommendation and Comments: In the benefits area, current athletic spending appears to be within acceptable parameters. The Corrective Action Plan seems to be adequate in relation to designated needs.



**KENTUCKY HIGH SCHOOL ATHLETIC ASSOCIATION
2007-2008 ANNUAL VERIFICATION OF TITLE IX PROCEDURES**

*KHSAA Form GE19
Rev.12/07*

(To be submitted by April 15, 2008 along with other required forms)

The Ashland Blazer High School Ashland, Kentucky
(Name of High School) (City)

certifies to the Kentucky High School Athletic Association that the following is an accurate and true representation of the facts surrounding compliance with 20 U.S.C. Sections 1681-1688, et. Seq. (also known as Title IX)

I certify the following provisions in accordance with records at the school contained in the permanent Title IX file, at least one copy of which must be maintained in the Principal's office, and to the best of my knowledge have completed the following tasks.

Established a gender equity committee at the high school. (list committee personnel and provide attachment if necessary)

Name	Address	Phone (Supt., Principal, Student, Parent, Coach, Etc.)	Title
Mark Swift	1500 Blazer Boulevard	606-327-6046	Athletic Director
Steve Hall	520 17 th Street	606-327-2730	Elementary Principal
Leon Hart	1500 Blazer Boulevard	606-327-2750	Boys Varsity Football Coach
Bill Bradley	1500 Blazer Boulevard	606-327-6052	Girls Varsity Basketball Coach
Deanna Nall	1500 Blazer Boulevard	606-327-6040	Blazer Student
Erica Irwin	1500 Blazer Boulevard	606-327-6040	Blazer Student

Scheduled a minimum of three meetings during the 2007-2008 school year on the following dates:

Wednesday, October 17, 2007
Wednesday, December 12, 2007
Wednesday, February 13, 2008

Designated the following person(s) as the Title IX coordinator for the school:

Name	Title	Address	Phone
Mark Swift	Athletic Director	1500 Blazer Boulevard	606-327-6046

Designated the following person(s) as the Title IX coordinator for the district:

Name	Title	Address	Phone
Mark Swift	Athletic Director	1500 Blazer Boulevard	606-327-6046

School personnel are continuing to make periodic reviews of the boys' and girls' athletics program reflected in the Corrective Action Plan.

In addition to the above information, the above referenced school maintains a complete permanent file relative to Title IX records including copies of the self-assessment audit, all corrective action plans, and other related materials.

Principal's Signature

April 14, 2008
Date

Superintendent Signature

School Board Chairpersons' Signature

(Send original copy to KHSAA - Maintain duplicate in Title IX school folder)

2007-2008
ACCOMMODATION OF INTERESTS AND ABILITIES
SUMMARY PROGRAM CHART 1

KHSAA
 Form T1
 Rev.12/07

Participation Opportunities Test One


		(Column 1)	(Column 2)	(Column 3)	(Column 4)
	Program	Enrollment	Percentage of Total Enrollment	Number of Interscholastic Participants (double and triple count)	Percentage of Total Participation
Row 1	GIRLS	448	48%	201	46%
Row 2	BOYS	481	52%	240	54%
Row 3	Totals	929	100%	441	100%

Instructions:

*Number of 8th grade students & below used in Column 3 and Column 4 calculations if applicable: 39

- 1) Determine the total number of girls enrolled, (place in Row 1, Column 1). Determine the total number of boys enrolled, (place in Row 2, Column 1).
- 2) Add the total number of girls and boys enrolled to determine total enrollment, (place in Row 3, Column 1).
- 3) Calculate the percentage of total enrollment that is female. (Divide Row 1, Column 1 by Row 3, Column 1 and place in Row 1, Column 2.) Calculate the percentage of total enrollment that is male. (Divide Row 2, Column 1 by Row 3, Column 1 and place in Row 2, Column 2.) Note: Row 1, Column 2 plus Row 2, Column 2 should total 100%.
- 4) Ask the head coaches to review the most updated eligibility or squad lists for their teams. Ask coaches to confirm the names of those individuals who are on the team as of the first **date of regular season competition**, and cross out the names of those who were cut from the team or quit the team prior to the first regular season competitive event. Determine the total number of interscholastic athletics participants that are girls, (and place in Row 1, Column 3). In order to determine the total number of athletics participants, an individual should be counted each time he or she participates on a team. For example, if Jane Doe competes on the varsity volleyball team, the junior varsity volleyball team, the junior varsity basketball team, and the varsity softball team, she should be counted as four participants (**do not include club or intramural sports participants, cheerleaders, dance teams, or pom squads**). Calculate the same way for boys and girls. * In addition, should 8th grade students and below play on a Freshman, Junior Varsity, or Varsity team, they should also be counted for each team and sport on which they participate. If applicable, please asterisk the above notation as to how many 8th grade students & below are included in the totals.
 Using the same procedure, determine the total number of interscholastic athletic participants that are boys, (and place in Row 2, Column 3). Add Row 1, Column 3 plus Row 2, Column 3 to get total participants and place in Row 3, Column 3.
- 5) Calculate the percentage of female participation. (Row 1, Column 3 divided by Row 3, Column 3 and place in Row 1, Column 4.)
 Calculate the percentage of male participation. (Row 2, Column 3 divided by Row 3, Column 3 and place in Row 2, Column 4.) Note: Row 1, Column 4 plus Row 2, Column 4 should total 100%.

Note: While being within three percent is not a formal compliance standard; if the percent listed in Row 1, Column 4 is within 3% of Row 1, Column 2, then it provides a good target within which compliance is likely.

Principal's Signature:  Date: 4-11-08

2007-2008
ACCOMMODATION OF INTERESTS AND ABILITIES
SUMMARY PROGRAM CHART 2


KHSAA
 Form T2
 Rev. 12/07

Participation Opportunities Test Two

		Column 1	Column 2	Column 3	Column 4	Column 5
Program		Number of Teams Currently Offered	Number of Participants	Number of Teams Added Since the beginning of the 2003-2004 School Year	Current Number of Participants for each team added Since the beginning of the 2003-2004 School Year	Percent of Total Participation By Sex Added Since the beginning of the 2003-2004 School Year
GIRLS	Row 1	varsity:	9	136	0	
	Row 2	j.v.:	4	50	0	
	Row 3	frosh:	1	15	1	
	Row 4	total:	14	201	1	43
BOYS	Row 5	varsity:	10	154	0	
	Row 6	j.v.:	4	50	1	
	Row 7	frosh:	2	36	0	
	Row 8	total:	16	240	1	38

- 1) For Column 1, list the number of interscholastic teams offered for girls and boys at each competitive level (varsity, junior varsity, and freshman). For girls, total each of the entries in Rows 1, 2, and 3 into Row 4. For boys, total Rows 5, 6, and 7 into Row 8.
- 2) For Column 2, list the number of participants at each level. For girls, total each of the entries in Rows 1, 2, and 3 into Row 4. For boys, total Rows 5, 6, and 7 into Row 8. **Note:** The totals in Row 4 for girls and in Row 8 for boys must be the same as the totals in Form T-1, Column 3, Rows 1 and 2 respectively.
- 3) For Column 3, list the number of interscholastic teams that have been added in the last five years at each competitive level. Count each team added during the 5 year period only one time. e.g. Girl's junior varsity soccer was added 3 years ago, count the team only once, not 3 times. For girls, total the entries in Rows 1, 2, and 3 into Row 4. For boys, total Rows 5, 6, and 7 into Row 8.
- 4) For Column 4, list the number of participants that are **currently** on each level of the teams that were added in the last five years. If a team was added previously but no longer exists, there are no current participants to be added for that team. For girls, total the entries in Rows 1, 2, and 3 into Row 4. For boys, total Rows 5, 6, and 7 into Row 8.
- 5) For Column 5, calculate the percentage of participants that have been added in the last five years. For girls, take the number in Column 4, Row 4 and divide by the number in Column 2, Row 4. For boys, take the number in Column 4, Row 8 and divide it by the number in Column 2, Row 8.

Note: If the percentage of current participants added in the last five years is 25% or greater, compliance with Test Two may be possible. If less than 25%, then compliance with Test Three should be analyzed. **CAUTION:** 25% is not a formal compliance standard.

Principal's Signature:  Date: 4-11-08

2007-2008
ACCOMMODATION OF INTERESTS AND ABILITIES
SUMMARY PROGRAM CHART 3


KHSAA
 Form T3
 Rev. 12/07

Participation Opportunities Test Three

FOR ANY QUESTION ANSWERED "YES" IDENTIFY THE RESPECTIVE SPORT(S).

	GIRLS (Yes / No)		BOYS (Yes / No)
1. For a sport <u>not</u> currently offered in your interscholastic athletics program, is there sufficient interest to form a viable interscholastic team based on participation on an intramural team.	No		No
2. For a sport <u>not</u> currently offered, is there sufficient interest, based on the responses to your most recent Student Interest Survey, to form a viable interscholastic team for a sport not currently offered. If yes, what sport?	No		No
3. For a sport currently offered at the junior varsity or freshman level is there sufficient interest, based on your most recent Student Interest Survey, to form a varsity team not currently offered?	No		No
4. For a sport currently offered at the varsity level only, is there sufficient interest, based on your most recent Student Interest Survey, to form a viable team for a junior varsity or freshman team that is not currently offered?	No		No
5. If you answered YES to question (1), (2), (3), or (4), are there enough high schools in the geographic area offering the sport (at the appropriate level) to allow for the development of a reasonable schedule of competition?	No		No

Plans to Address Interest:

Principal's Signature:  Date: 4-11-08

2007-2008
ACCOMMODATION OF INTERESTS AND ABILITIES
SUMMARY PROGRAM CHART 4

Levels of Competition Test One

		Column 1	Column 2	Column 3
Girls	Team Levels	Number of Teams Currently Offered	Number of Participants	Percentage of Participants at Each Level
Row 1	varsity:	9	136	68%
Row 2	j.v.:	1	50	25%
Row 3	frosh:	4	15	7%
Row 4	total:	14	201	100%
Boys				
Row 5	varsity:	10	154	64%
Row 6	j.v.:	4	50	21%
Row 7	frosh:	2	36	15%
Row 8	total:	16	240	100%

- 1) Column 1, list the number of interscholastic teams offered for girls and boys at each competitive level; varsity, junior varsity, and freshman. (Refer to Form T-2, Accommodation of Interests and Abilities, Summary Program Chart 2, Column 1.)
- 2) For Column 2, list the number of participants at each level. For girls, total the entries in Rows 1, 2, and 3 into Row 4. For boys, total the entries in Rows 5, 6, and 7 into Row 8. (Refer to Form T-2, Accommodation of Interests and Abilities, Summary Program Chart 2, Column 2.)
- 3) For Column 3, calculate the percentage of female and male participants at each level.
For girls' varsity, junior varsity, and frosh, respectively:
 - Divide Column 2, Row 1 by Column 2, Row 4, and place the percentage in Column 3, Row 1
 - Divide Column 2, Row 2 by Column 2, Row 4, and place the percentage in Column 3, Row 2.
 - Divide Column 2, Row 3 by Column 2, Row 4, and place the percentage in Column 3, Row 3.
 -
 For boys' varsity, junior varsity, and frosh, respectively:
 - Divide Column 2, Row 5 by Column 2, Row 8, and place the percentage in Column 3, Row 5.
 - Divide Column 2, Row 6 by Column 2, Row 8, and place the percentage in Column 3, Row 6.
 - Divide Column 2, Row 7 by Column 2, Row 8, and place the percentage in Column 3, Row 7.

Principal's Signature:  Date: 4-11-08

**2007-2008
ACTUAL EXPENDITURES - PROGRAM COMPARISON CHART 1
TO INCLUDE BOOSTER CLUB FUNDING**

	equipment and supplies		travel		awards		coaches' salaries (to include supplemental and extended employment; dollar amount required)		facilities improvements		publications (if sport-specific)	
	Expenditures		Expenditures		Expenditures		Expenditures		Expenditures		Expenditures	
	School	Booster	School	Booster	School	Booster	School	Booster	School	Booster	School	Booster
G basketball	8301.83	2590.98	Board	of	300	0	23808	4	0	0	0	1250
B basketball	11084.66	7867.91	Education	provides	300	0	24930	4	0	0	0	1250
G softball	4562.59	125860.75	this	service	100	0	9236	3	2	0	0	0
B baseball	5038.27	22276.70			100	0	11488	3	2	0	0	0
G cross country	572.00	2387.42			100	0	1365	1	1	0	0	0
B cross country	572.00	2387.42			100	0	1365	1	1	0	0	0
G golf	1543.23	-0-			100	0	3677	1	1	0	0	0
B golf	1431.75	206.50			100	0	3922	1	1	0	0	0
G soccer	2084.00	8057.73			100	0	3662	1	2	0	0	0
B soccer	5330.26	40.00			100	0	5562	1	2	0	0	0
G swimming	682.30	579.77			100	0	1068	1	1	0	0	0
B swimming	682.30	579.77			100	0	1068	1	1	0	0	0

3,251
45,433
199,760
58,900
4,424
4,204
5,320
5,661
13,904
11,032
2,450
2,430

1. Total expenditures on T-35 and T-36 on the 2007-2008 year report due by April 15, 2009, should reflect the total monies spent (rounded off to nearest dollar) for the entire school year of 2006-2007 ending June 30, 2007.
2. Booster Club Funding/Contributions must be included in the above expenditures total. (Note: It is illegal for coaches to be paid by Booster Clubs - Reference KHSAA Bylaw 27)

Principal's Signature: *D. R. [Signature]* Date: 4-11-08

**2007-2008
ACTUAL EXPENDITURES - PROGRAM COMPARISON CHART 2
TO INCLUDE BOOSTER CLUB FUNDING**

	equipment and supplies		travel		awards		coaches' salaries (to include supplemental and extended employment; dollar amount required)		facilities improvements		publications (if sport-specific)	
	Expenditures		Expenditures		Expenditures		Expenditures		Expenditures		Expenditures	
	School	Booster	School	Booster	School	Booster	School	Booster	School	Booster	School	Booster
G track	3491.82	1304.81	Board	of	100	0	4852	0	0	0	0	0
B track	4028.83	4860.98	Education	provides	100	0	4631	0	0	0	0	0
G tennis	1081.81	40.00	this	service	100	0	3476	0	0	0	0	0
B tennis	252.50	-0-			100	0	2367	0	0	0	0	0
G volleyball	4740.39	14589.79			100	0	6192	0	0	0	0	0
B wrestling	4387.85	1025.25			100	0	3127	0	0	0	0	0
G (list sport)												
B football	54271.84	2314.48			100	0	35690	0	0	0	0	0
G (list sport)												
B (list sport)												

9,749
12,621
4,698
2,720
25,622
8,640
92,276

1. Total expenditures on T-35 and T-36 on the 2007-2008 year report due by April 15, 2008, should reflect the total monies spent (rounded off to nearest dollar) for the entire school year of 2006-2007 ending June 30, 2007.

2. Booster Club Funding/Contributions must be included in the above expenditures totals. Indicate percentage of total expenditures for each gender: (if disparities are obvious, list on your Corrective Action Plan (T-60) what action you will take to correct the problem).

Gender	Expenditures	Percentage
Boys	\$215279.49	47% 48%
Girls	\$242157.22	53% 52%
Total:	\$457436.71	100%

Principal's Signature: D. B. [Signature] Date: 4-11-08

2007-2008 KHSAA TITLE IX ATHLETICS AUDIT
Checklist - Overall Interscholastic Athletics Program

KHSAA
 Form T41
 Rev. 12/07

DIRECTIONS:

For the Areas of Compliance (Opportunities and Benefits) listed on the left hand side of the page, place a checkmark under the appropriate column identifying whether your school provided an advantage to the Girls' Program, or to the Boys' Program or to Neither Program. A review of T-35 and T-36 spending patterns might be helpful in completing this form.

Areas of Compliance:	ADVANTAGE TO:		
	GIRLS' PROGRAM	BOYS' PROGRAM	NEITHER PROGRAM
OPPORTUNITIES			
Accommodation of Interest and Abilities			X
BENEFITS			
Equipment and Supplies			X
Scheduling of Games and Practice Time			X
Travel and Per Diem Allowances			X
Coaching			X
Locker Rooms, Practice and Competitive Facilities			X
Medical and Training Facilities and Services			X
Publicity			X
Support Services			X
Athletic Scholarships			X
Tutoring			X
Housing and Dining Facilities and Services			X
Recruitment of Student Athletes			X

If an advantage is shown, corrective action should be shown on T-60 (Corrective Action Plan).

Principal's Signature: *Dick Perry*

Date: 4-11-08

SCHOOL NAME

Ashland Blazer

2007-2008
TITLE IX

CORRECTIVE ACTION PLAN

DIRECTIONS:

- For Column 1, indicate the intended area (Opportunities or Benefits) which needs corrective action in order to achieve gender equity. For Column 2, write the suggested change or activities that will correct the area in need of alteration. For Column 3, include the estimated completion date for the changes or activities.
- It is possible to attain compliance with Title IX and no longer need "corrective" action. However, the KHSAA strongly encourages compliant schools to identify items for improvement (Column 1), activities to accomplish the improvement (Column 2) and a timetable for completion (Column 3) that will strengthen the athletic program.
- You may copy this form as needed. Please attach corrective action plans along with audit forms and submit by April 15, 2008.

COLUMN 1 ITEM FOR CORRECTION/ IMPROVEMENT	COLUMN 2 SUGGESTED CHANGE/ ACTIVITIES	COLUMN 3 TIME TABLE FOR CORRECTIVE ACTION/ AND OR COMPLETION DATE
Lacking number of coaches who are female	Attempt to hire more female coaches	Ongoing
Location and quality of girls softball field	Softball field completed – first game April 1, 2008	Completed

Principal's Signature: 

Date: 4-11-08



**2007-2008 INTERSCHOLASTIC
ATHLETICS SURVEY**
Summary of Student Responses

KHSAA
Form T63
Rev.12/07

School Name: Ashland Blazer High School

Enrollment
(9-12 Grade): 929 (SHOULD AGREE WITH FORM T-1, COLUMN 1,
ROW 3)

Number of 9-11 Grade Students Surveyed: _____

Number of 8th Grade Students Surveyed: _____

Date: April 11, 2008

Completed By: Mark Swift

Instructions:

1. Summarize the Student Athletics Interest Surveys Form T-61 by listing the total number of responses on the line next to each sport.
2. Under the Other Category please provide a listing of the sports as well as the number of students who are interested in participating.
3. Please sign and date this Summary Form (T-63) and mail this Summary Form only to the KHSAA by April 15, 2008. Do not mail the student surveys (Form T-61). However, these Forms should be maintained in your files in the event they are requested subsequently.

929 Number of Surveys
850 Total Returned (*A minimum of 80% return is expected*)
9-12 Grades Surveyed (*Should be grades 9-11 and 8th grade if school has a feeder system*)

How Was The Survey Administered? In all physical education classes
 (e.g. was it given in all English classes, or all home rooms, or advisee/advisor?)

KHSAA Sanctioned Fall Sports (*List Total Number of Participation Responses*)

9 Cross Country (Girls)
15 Cross Country (Boys)
136 Football (Boys)
16 Golf (Girls)
19 Golf (Boys)
44 Soccer (Girls)
37 Soccer (Boys)
70 Volleyball (Girls)

Winter Sport (*List Total Number of Participation Responses*)

<u>27</u>	Basketball (Girls)
<u>46</u>	Basketball (Boys)
<u>26</u>	Indoor Track (Girls)
<u>25</u>	Indoor Track (Boys)
<u>25</u>	Swimming & Diving (Girls)
<u>14</u>	Swimming & Diving (Boys)
<u>42</u>	Wrestling (Boys)

Spring Sport (*List Total Number of Participation Responses*)

<u>32</u>	Baseball (Boys)
<u>28</u>	Fast Pitch Softball (Girls)
<u>26</u>	Tennis (Girls)
<u>22</u>	Tennis (Boys)
<u>32</u>	Track (Girls)
<u>42</u>	Track (Boys)

Non-KHSAA Championship Sports (*From Student Survey T-61 Question 10*)

<u>6</u>	Archery
<u>22</u>	Field Hockey
<u>8</u>	Bowling
<u>3</u>	Gymnastics (Boys)
<u>19</u>	Gymnastics (Girls)
<u>4</u>	Ice Hockey
<u>26</u>	Lacrosse (Boys)
<u>22</u>	Lacrosse (Girls)
<u>2</u>	Rifle
<u>0</u>	Rodeo
<u>6</u>	Slow Pitch Softball
<u>14</u>	Volleyball (Boys)
<u>9</u>	Water Polo
<u>46</u>	Weightlifting

Number of Students who participate in Intramural Sports
(*From Student Survey T-61 Question 5*)

<u>Sport</u>	<u>Number</u>
Intramural sports not offered	

List Intramural Sports students are interested in adding:

(From Student Survey T-61 Question 6)

<u>Sport</u>	<u>Number</u>
Football	156
Volleyball	70
Boys basketball	46
Wrestling	42
Girls soccer	41

Participation in Non-School Sports Activities

(From Student Survey T-61 Question 7)

<u>Sport</u>	<u>Number</u>
Weightlifting	46
Boys Lacrosse	26
Girls Lacrosse	22
Field Hockey	22
Boys Volleyball	14
Gymnastics	19

Reasons for not participating in interscholastic athletics

(From Survey Question 8)

- 45 I prefer other activities such as band, chorus, etc.
- 161 I don't have time
- 32 The practice schedules and game times are inconvenient
- 40 The sport I like isn't offered
- 22 It's too expensive
- 16 I prefer to participate in club or intramural sports
- 111 Working
- 120 Other:
Transportation issues, dislike coaches

Student Suggestions to encourage participation

All inclusion competitive teams

Give academic credit for participation

Provide transportation

Replace existing coaches


Principal's Signature

4-11-08
Date